



District Report Card: 2017


State: Himachal Pradesh	District: Una
Class: 3	Subject: Mathematics
Schools: 59	Students: 796


Participation/Coverage


Students

<div>GENDER</div> <div></div>	Boys		Girls	
	Number	%	Number	%
	395	49.62	401	50.38

<div>AREA</div> <div></div>	Rural		Urban	
	Number	%	Number	%
	749	94.10	47	5.90

<div>CATEGORY</div> <div></div>	SC		ST		OBC		GEN	
	Number	%	Number	%	Number	%	Number	%
	236	29.65	16	2.01	263	33.04	281	35.30

<div>CWSN</div> <div></div>	LD	VI	HI	S&LD	ID	Oth
	0	2	0	1	2	0

<div>Management</div> <div></div>	Government		Government-aided	
	Number	%	Number	%
	796	100.00	0	0.00

Average Performance of Students in Mathematics (%)

Overall	Gender		Area		Management		Social Group			
	Male	Female	Rural	Urban	Govt.	Aided	SC	ST	OBC	GEN
57.61	58.62	56.63	58.24	47.66	57.61	0.00	59.12	58.75	56.68	57.15

Performance on Learning Outcomes (LOs)

Learning Outcomes	Description	Average Performance(%)
M301	Reads and writes numbers up to 999 using place value	52.75
M302	Compares numbers up to 999 based on their place values	74.37
M303	Solves simple daily life problems using addition and subtraction of three digit numbers with and without regrouping	51.29
M304	Constructs and uses the multiplication facts (up till 10) in daily life situations	53.27
M305	Analyses and applies an appropriate number operation in the situation/ context	52.64
M306	Explains the meaning of division facts by equal grouping/sharing and finds it by repeated subtraction	57.54
M309	Identifies and makes 2D-shapes by paper folding, paper cutting on the dot grid, using straight lines etc.	70.27
M311	Fills a given region leaving no gaps using a tile of a given shape	46.89
M312	Estimates and measures length and distance using standard units like centimeters or meters & identifies relationships	45.24
M317	Reads the time correctly to the hour using a clock/watch	70.60
M318	Extends patterns in simple shapes and numbers	49.68
M319	Records data using tally marks, represents pictorially and draws conclusions	70.98

Range of Performance of Students who Answered Correctly							
Below 30%		30% - 50%		50% - 75%		Above 75%	
Number	%	Number	%	Number	%	Number	%
112	14.07	199	25.00	266	33.42	219	27.51

Lowest Performing Learning Outcomes (LOs)

- 1 - Estimates and measures length and distance using standard units like centimeters or meters & identifies relationships (45.24)
- 2 - Fills a given region leaving no gaps using a tile of a given shape (46.89)
- 3 - Extends patterns in simple shapes and numbers (49.68)
- 4 - Solves simple daily life problems using addition and subtraction of three digit numbers with and without regrouping (51.29)
- 5 - Analyses and applies an appropriate number operation in the situation/ context (52.64)